

SKU : 183260

The guillotine shears of the KHT H CNC series are produced in a state-of-the-art manufacturing facility. The construction with a guided cutter bar with adjustable cutting angle guarantees minimal twisting in the workpiece and thus reduces rework. The control is operated on a touchscreen. Cutting gap, cutting angle and cutting length are automatically optimally positioned. The high-quality backgauge is robust and precise, and the standard blades are suitable for stainless steel. Additional accessories expand the range of applications of the guillotine shears.

- Cybelec Touch 8 control
- Controlled back gauge with preloaded ball screw
- Controlled kerf adjustment
- Controlled cutting angle adjustment
- Knife suitable for stainless steel



TECHNICAL SPECS

WORKING AREA

Working length	121 in
Throat	6 in
Cutting angle	0.3 deg - 2 deg
Strokes per minute	19 H/min
Hold-down	13 positions
Hold-down capacity	17.6 t
Table size	131 in x 19 in x 33 in

DRIVE CAPACITY

Motor rating main drive	14.8 Hp
Hydraulic tank volume	42 gal

MEASURES AND WEIGHTS

Overall dimensions (length x width x height)	154 in x 84 in x 77 in
Weight	15400 lbs

BACK GAUGE

Rear stop	39 in
Feed speed X-axis	236.2 in/min

FRONT SUPPORT ARMS


Number of support arms	3 positions
Length of support arms	35 in

CUTTING CAPACITIES


Plate thickness (max.) - 450 N/mm ²	0.236 in
Plate thickness(max.) - 700 N/mm ²	0.157 in




Modern design, with large work table and powerful CybTouch 8 G controller



The work table features roller balls and a rigid lateral angular stop



High capacity hold-ons for firm plate holdings



Light curtain system at the rear for additional protection



PRODUCT DETAILS

These guided hydraulic plate shears with CNC-controlled back gauge, kerf and cutting angle combine high quality and reliability with a user-friendly design

Machine Frame

- The very rigid and heavy machine frame has been welded to tight tolerances and annealed
- The machine frame has been machined on a state-of-the-art 5-axis milling machine in one single setup to ensure more precise cuts and extended life
- All components subject to tensile loads have been carefully constructed and designed with large radii to permanently eliminate the risk of cracking
- The table features a bottom cutter mount and cutter bar and has been designed for minimal torsion and optimum load distribution
- All components were treated in a modern paint and drying system and feature two coats of paint, each coat with a minimum thickness of 60 micron

Material Support

- The large work table features roller balls and a rigid lateral angular stop for easy handling and safe plate alignment
- Long, sturdy support arms safely hold large plates

Hydraulics

- Polished pistons on both hydraulic cylinders feature superior 2 micron surface grades, ensuring a long seal life
- Cylinder bodies are forged from high-strength SAE 1040 material
- The entire hydraulic system is reliable, low-maintenance and easy to service
- During the cut, hydraulically regulated hold-downs ensure steady fixation of the sheet metal plate close to the cut-line

Back Gauge and Control

- Length, thickness, and strength of the plate material can easily be entered by the user into the programmable control unit, which then automatically will select the appropriate positions for kerf, cutting angle and cutting length
- The back gauge system is very robust and perfectly suited for rough production environments
- Linear guides and preloaded ball screws are mounted in a protective enclosure

Equipment

- Electric components made by renowned manufacturers ensure problem-free operation and high availability
- Upper and lower knives suitable for stainless steel
- The machine is operated via a foot pedal with emergency stop switch, and the pedal can be located wherever it is most convenient
- The upper knife features 2 cutting edges, the lower knife has 4 cutting edges
- Eco-friendly and energy-saving, guillotine shears of the KHT CNC series have an easily activated ECO mode

Safety

- Safety concept based on the latest CE standards
- The rear-mounted light barrier system protects the work area

CONTROLS & SOFTWARE

Cybelec Touch 8 G controller

- CybTouch 8 G is a powerful control that perfectly complements premium plate shears
- Like all CybTouch products, this control features a user-friendly design allowing users to get started quickly
- The intuitive HMI shows only the required information and supports a high degree of automation, while it is extremely easy to operate

Easy Operation

- High-contrast touchscreen with vivid colors
- Simple page layout, large buttons, and an organized display that shows all the information the operator needs
- Intuitive and user-friendly interface
- Quick machine set-up via the EasyCut page
- Context-sensitive help and warning popups

Improved cutting performance

- Automatically calculates material specifications:
- Automatic kerf
- Automatic cutting angle
- Automatic cutting length
- Automatic back gauge correction
- Automatic return
- Anti-Twist management
- 2 / 3 plate support positions
- Hold-down pressure management
- System pressure management
- Offset plate position allowing the plate to be cut in the center

Powerful

- Long cut sequences and programs can be stored
- Easy communication via a wireless laptop connection
- Available in more than 10 languages

ECO-mode

- Eco-friendly and energy-saving, guillotine shears of the KHT CNC series have an easily activated ECO mode
- This is flexible and individually adaptable and does not interfere with the normal workflow. However, if this is interrupted for a longer period of time, the hydraulic pump switches off automatically.
- The restart can then be carried out simply and directly via a function button on the input screen

STANDARD EQUIPMENT

Cybelec Touch 8 G controller
 CNC controlled blade gap adjustment
 CNC-controlled cutting length adjustment
 CNC controlled rake angle adjustment
 Motorized back gauge
 Shadow light cutting line
 Material support table with rollers
 Support arms
 Foot pedal with emergency stop switch
 Full length finger guard
 Safety system for back working area
 Knife for stainless steel sheets
 Squaring arm
 Energy saving function ECO mode
 Operator instructions

OPTIONAL EQUIPMENT

- Sheet hold-up device (fixed) for KHT H 3006 & 3010 CNC, SKU : 253521
- Adjustable angle stop, SKU : 253311
- Hydraulic oil pre-warmer, SKU : 253304

- Hydraulic oil cooler, SKU : 253305
- Manual central lubrication system, SKU : 253306
- Automatic central lubrication system, SKU : 253307
- Support arm L = 59.1", SKU : 253308
- Replacement knives set, SKU : 253919
- Side stop L = 59.1", SKU : 254183