





See this Machine
in action on
YouTube 

- Extremely rigid machine bed made of high-strength HT-200 cast-iron with heavy ribbing
- The milling table features a large setup area and can be rotated in linear direction
- Spindle speed of vertical cutter head is infinitely variable over a wide speed range; an auxiliary gearbox ensures powerful torque
- Powerful axis servo-motors allow infinite adjustment of feeds on all 3 axes

- Vertical spindle is infinitely variable up to 3750 rpm
- Cutter head can be rotated and tilted
- Servo-motor drive for infinitely variable feed in all axes
- Milling table swivels in linear direction



The milling table features a large setup area and can be rotated in linear direction

Options

Part No.

• Oscillation Element LK 5	103331
• Shell End Milling Arbor Ø22 SK 40	103900
• Accessory-Set ISO 40 5-pc.	104596
• Clamping Tool Set Deluxe 14/M12	105295
• ER 40 Collet Set 15 pcs.	106075
• HS 125 Hydraulic Machine Vise	125024

Specifications

VHF 3.2

Table set up area	in	54x13
Travel X-axis	in	39.4
Travel Y-axis	in	14
Travel Z-axis	in	16
Spindle speed (vertical)	rpm	50 - 3,750
Spindle mount (vertical)		ISO 40
Rapid feed X-/ Y-axis	in/min	53
Rapid feed Z-axis	in/min	39.37
Spindle speed (horizontal)	rpm	(12) 35 - 1,500
Spindle mount (horizontal)		ISO 40
Main drive motor rating (vertical)	Hp	5
Main drive motor rating (horizontal)	Hp	4
Weight	lbs	4,290
Part No.		301411


Standard Equipment

chip tray, coolant system, central lubrication, 3-axis position indicator, operator instructions, M16 draw bar, operating tools, cutter arbor Ø 1"

VHF 3


Solid universal milling machine for drilling and milling work requiring long travel distances



See this Machine
in action on
YouTube 

- All 3 axis with automatic feed and rapid feeds
- Spindle speeds for horizontal and vertical spindle controlled by separate switch gears with oil-bath lubrication
- Capstan-controlled quill feed for drilling, manual micro-feed for milling
- For horizontal spindle operations, the top beam including head can be completely rotated on the stand

Extensive standard equipment



Cutter head swivels $\pm 45^\circ$

Options

Options	Part No.
• Coolant Concentrate 5 Ltr.	103184
• Adapter SK 40 / MT 3	103730
• Machine vise with pull-down system NZM 125	104918

For additional options for this machine, visit our website and search for VHF 3 (Product Search)



Specifications

		VHF 3
Table set up area	in	52x13
Travel X-axis	in	29.5
Travel Y-axis	in	10
Travel Z-axis	in	17
Spindle mount		ISO 40
Spindle speeds	rpm	(8) 90 - 2,000
Rapid Feed X-axis	in/min	40.31
Rapid Feed Y-axis	in/min	40.31
Rapid Feed Z-axis	in/min	26.38
Motor rating horizontal spindle	Hp	3
Motor rating vertical spindle	Hp	3
Overall dimensions (length x width x height)	in	68x68x92
Weight	lbs	3,960
Part No.		301410

Standard Equipment

3-axis position indicator, drill chuck 5/8", cutter arbor \varnothing 1", cutter arbor \varnothing 1.5", collet chuck -ISO 40- with collets (0.16", 0.2", 0.24", 0.31", 0.39", 0.47", 0.55", 0.63" diam.), reducing sleeve ISO 40 / MT3 and ISO 40 / MT2, coolant system, chip tray, work lamp, operating tools, operator instructions